

## TABONTABON, LEYTE - HSWG Partner Reporting

### Recovery Shelter Activities (as of 06-OCT-2014)

The graphs shown below represent the sum of households who have received (HH reached) or who will receive (HH targeted or underway) recovery shelter support by HSWG partner agencies. Numbers reached are those reported to the HSWG by 6th October 2014. Household number do not represent the total needs by Barangay - for this, consult with relevant Barangay or Municipality. PLEASE NOTE - scale differs in each graph.

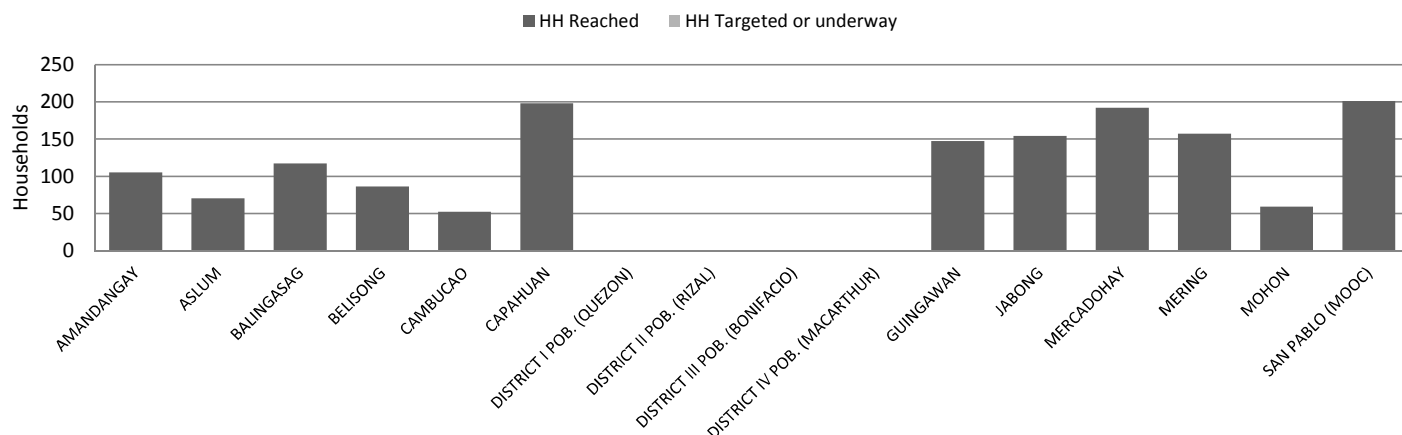
For explanation of intervention types, please see Shelter Cluster Recovery guidelines:

<https://www.sheltercluster.org/Asia/Philippines/Typhoon%20Haiyan%202013/Documents/Recovery%20Shelter%20Guidelines.pdf>

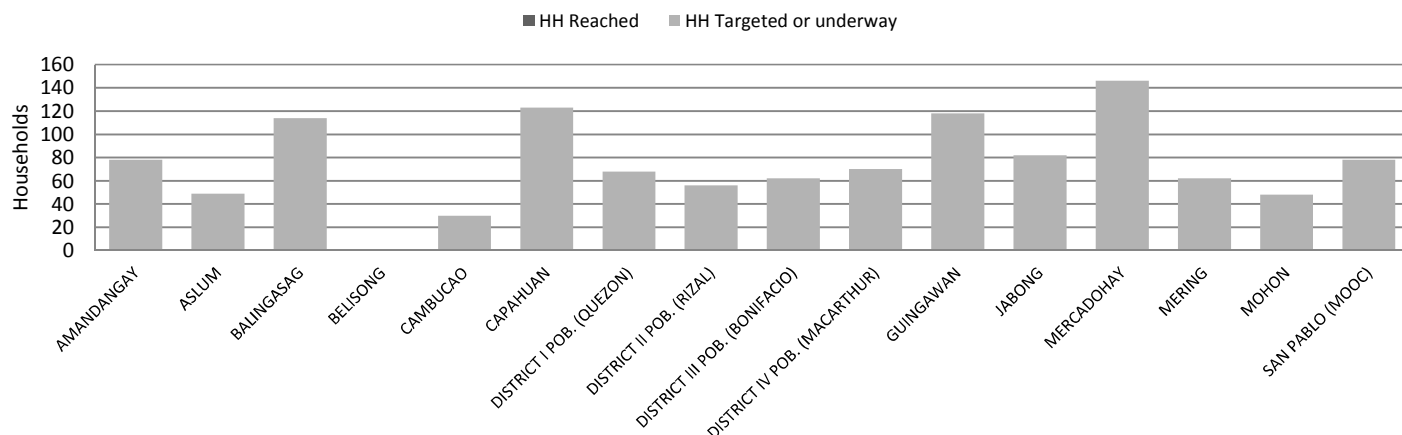
The full data set of HSWG data can be found here:

<https://www.sheltercluster.org/Asia/Philippines/Typhoon%20Haiyan%202013/Documents/20141003%20HSWG%20Database%20for%20website.xlsx>

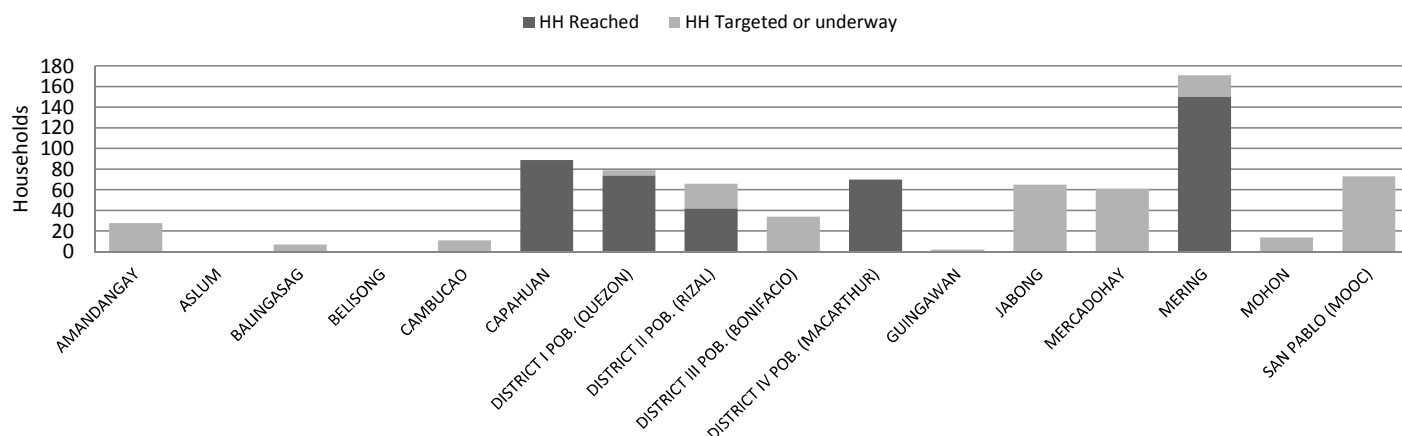
**Repairs & Retrofit - Support for Self Recovery Shelter Kit**



**Repairs & Retrofit - Minor & Major Repairs**



**Core House**





# TABONTABON - HSWG Partner reporting

## Recovery Shelter activities (as of 06-OCT-2014)

### Interventions By AGENCIES

The data shown below represent the sum of households who have received (HH reached) or who will receive (HH targeted or underway) recovery shelter support by HSWG partner agencies. Numbers reached are those reported to the HSWG by 6th October 2014. The full data set of HSWG data can be found here:

<https://www.sheltercluster.org/Asia/Philippines/Typhoon%20Haiyan%202013/Documents/20141003%20HSWG%20Database%20for%20website.xlsb>

Agency	Temporary Shelter		Repairs & Retrofit		Core House		Permanent House		Total HH Reached	Total HH Targeted
	HH Reached	HH Targeted	HH Reached	HH Targeted	HH Reached	HH Targeted	HH Reached	HH Targeted		
CARE			1,538	1,538					1,538	1,538
PRC - IFRC			0	1,184	425	770			425	1,954
<b>Grand Total</b>			<b>1,538</b>	<b>2,722</b>	<b>425</b>	<b>770</b>			<b>1,963</b>	<b>3,492</b>



## TABONTABON - HSWG Partner reporting

### Recovery Shelter activities (as of 06-OCT-2014)

#### Interventions By BARANGAYS

The data shown below represent the sum of households who have received (HH reached) or who will receive (HH targeted or underway) recovery shelter support by HSWG partner agencies. Numbers reached are those reported to the HSWG by 6th October 2014. The full data set of HSWG data can be found [here](https://www.sheltercluster.org/Asia/Philippines/Typhoon%20Haiyan%202013/Documents/20141003%20HSWG%20Database%20for%20website.xlsx):

<https://www.sheltercluster.org/Asia/Philippines/Typhoon%20Haiyan%202013/Documents/20141003%20HSWG%20Database%20for%20website.xlsx>

	Temporary Shelter		Repairs & Retrofit		Core House		Permanent House		Total HH Reached	Total HH Target
Barangay	HH Reached	HH Target	HH Reached	HH Target	HH Reached	HH Target	HH Reached	HH Target		
AMANDANGAY			105	183	0	28			105	211
ASLUM			70	119					70	119
BALINGASAG			117	231	0	7			117	238
BELISONG			86	86					86	86
CAMBUCAO			52	82	0	11			52	93
CAPAHUAN			198	321	89	89			287	410
DISTRICT I POB. (QUEZON)			0	68	74	79			74	147
DISTRICT II POB. (RIZAL)			0	56	42	66			42	122
DISTRICT III POB. (BONIFACIO)			0	62	0	34			0	96
DISTRICT IV POB. (MACARTHUR)			0	70	70	70			70	140
GUINGAWAN			147	265	0	2			147	267
JABONG			154	236	0	65			154	301
MERCADOHAY			192	338	0	61			192	399
MERING			157	219	150	171			307	390
MOHON			59	107	0	14			59	121
SAN PABLO (MOOC)			201	279	0	73			201	352
<b>Grand Total</b>			<b>1,538</b>	<b>2,722</b>	<b>425</b>	<b>770</b>			<b>1,963</b>	<b>3,492</b>

**TABONTABON - HSWG Partner reporting**

Recovery Shelter activities (as of 06-OCT-2014)

Interventions By BARANGAYS &amp; AGENCIES

The data shown below represent the sum of households who have received (HH reached) or who will receive (HH targeted or underway) recovery shelter support by HSWG partner agencies. Numbers reached are those reported to the HSWG by 6th October 2014. The full data set of HSWG data can be found here:

<https://www.sheltercluster.org/Asia/Philippines/Typhoon%20Haiyan%202013/Documents/20141003%20HSWG%20Database%20for%20website.xlsx>

Barangays & Agency	Temporary Shelter		Repairs & Retrofit		Core House		Permanent House		Total HH Reached	Total HH Target
	HH Reached	HH Target	HH Reached	HH Target	HH Reached	HH Target	HH Reached	HH Target		
<b>AMANDANGAY</b>			105	183	0	28			105	211
CARE			105	105					105	105
PRC - IFRC			0	78	0	28			0	106
<b>ASLUM</b>			70	119					70	119
CARE			70	70					70	70
PRC - IFRC			0	49					0	49
<b>BALINGASAG</b>			117	231	0	7			117	238
CARE			117	117					117	117
PRC - IFRC			0	114	0	7			0	121
<b>BELISONG</b>			86	86					86	86
CARE			86	86					86	86
<b>CAMBUCAO</b>			52	82	0	11			52	93
CARE			52	52					52	52
PRC - IFRC			0	30	0	11			0	41
<b>CAPAHUAN</b>			198	321	89	89			287	410
CARE			198	198					198	198
PRC - IFRC			0	123	89	89			89	212
<b>DISTRICT I POB. (QUEZON)</b>			0	68	74	79			74	147
PRC - IFRC			0	68	74	79			74	147
<b>DISTRICT II POB. (RIZAL)</b>			0	56	42	66			42	122
PRC - IFRC			0	56	42	66			42	122
<b>DISTRICT III POB. (BONIFACIO)</b>			0	62	0	34			0	96
PRC - IFRC			0	62	0	34			0	96
<b>DISTRICT IV POB. (MACARTHUR)</b>			0	70	70	70			70	140
PRC - IFRC			0	70	70	70			70	140
<b>GUINGAWAN</b>			147	265	0	2			147	267
CARE			147	147					147	147
PRC - IFRC			0	118	0	2			0	120
<b>JABONG</b>			154	236	0	65			154	301
CARE			154	154					154	154
PRC - IFRC			0	82	0	65			0	147
<b>MERCADOHAY</b>			192	338	0	61			192	399
CARE			192	192					192	192
PRC - IFRC			0	146	0	61			0	207
<b>MERING</b>			157	219	150	171			307	390
CARE			157	157					157	157
PRC - IFRC			0	62	150	171			150	233
<b>MOHON</b>			59	107	0	14			59	121
CARE			59	59					59	59
PRC - IFRC			0	48	0	14			0	62
<b>SAN PABLO (MOOC)</b>			201	279	0	73			201	352
CARE			201	201					201	201
PRC - IFRC			0	78	0	73			0	151
<b>Grand Total</b>			1,538	2,722	425	770			1,963	3,492